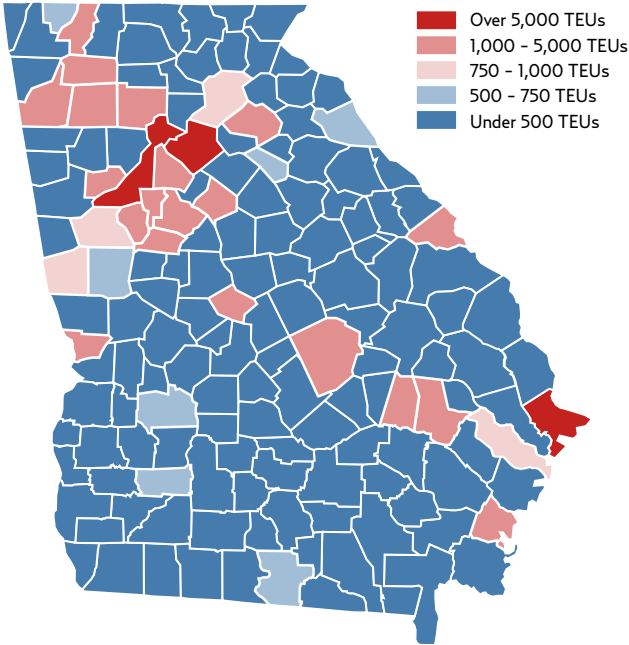


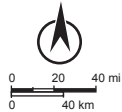
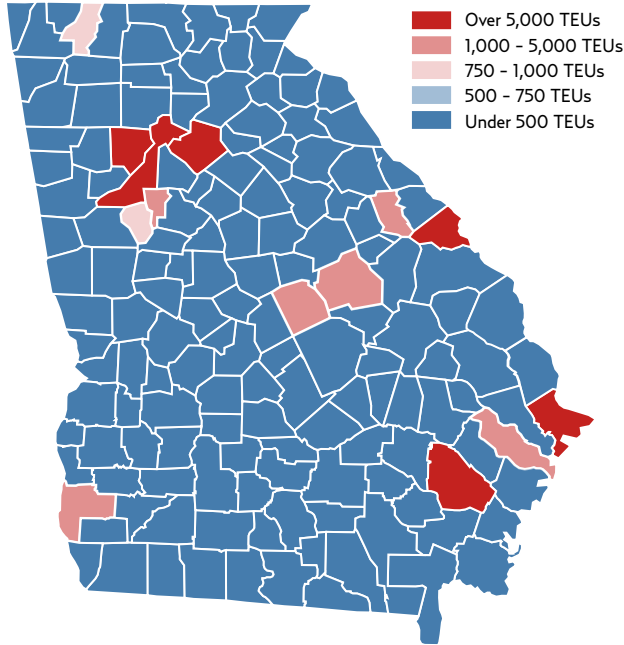
# IMPORTS AND EXPORTS: What's coming in and out of the Georgia Ports

The Georgia Ports Authority provides an outlet for state businesses to export raw materials and products to the world. At the same time, billions of dollars worth of goods – from cars and furniture to clothing and electronics – come in through the ports system and are transported to Georgia and the rest of the country.

## Imports



## Exports



County	Tons	# of TEUs	Est. Value
Chatham	1,751,844	11,176	\$3,213,157,855
Glynn	426,697	32	\$77,557,211
Fulton	367,480	15,258	\$914,375,695
Gwinnett	130,803	12,250	\$531,139,076
Richmond	88,117	1,143	\$111,836,077
Whitfield	62,915	3,645	\$70,530,210
Cobb	39,984	3,929	\$121,224,691
Effingham	31,078	44	\$5,997,892
Gordon	24,111	2,580	\$99,468,996
Clayton	17,071	1,581	\$54,055,720

Major Imports

County	Tons	# of TEUs	Est. Value
Fulton	1,595,170	55,242	\$2,043,047,693
Wayne	346,908	26,293	\$205,764,046
Washington	283,392	2,795	\$125,702,373
Glynn	197,586	8,381	\$91,764,278
Chatham	108,719	8,149	\$64,941,507
Gwinnett	98,086	4,606	\$119,855,655
Cobb	90,687	8,768	\$329,468,760
Liberty	25,961	1,756	\$88,005,426
McDuffie	17,368	1,545	\$10,781,717
Early	14,208	1,280	\$16,435,606

Major Exports

### LEGEND

Chemicals	General Cargo, Retail Goods	Minerals, Metals, Ores	Wood & Wood Products
Clay	Hardware, Machine Parts	Paper & Paper Products	Yarn, Fibers, Other Textiles
Food, Food Products	Industrial Machinery	Passenger Vehicles, Misc. Parts	

Sources: FY 2004, PIERS

Todd M. Hagin/for Morris News Service